

AMERICAN VIEWPOINT



National Survey

June 28-July 2, 2017

Randall Gutermuth, President

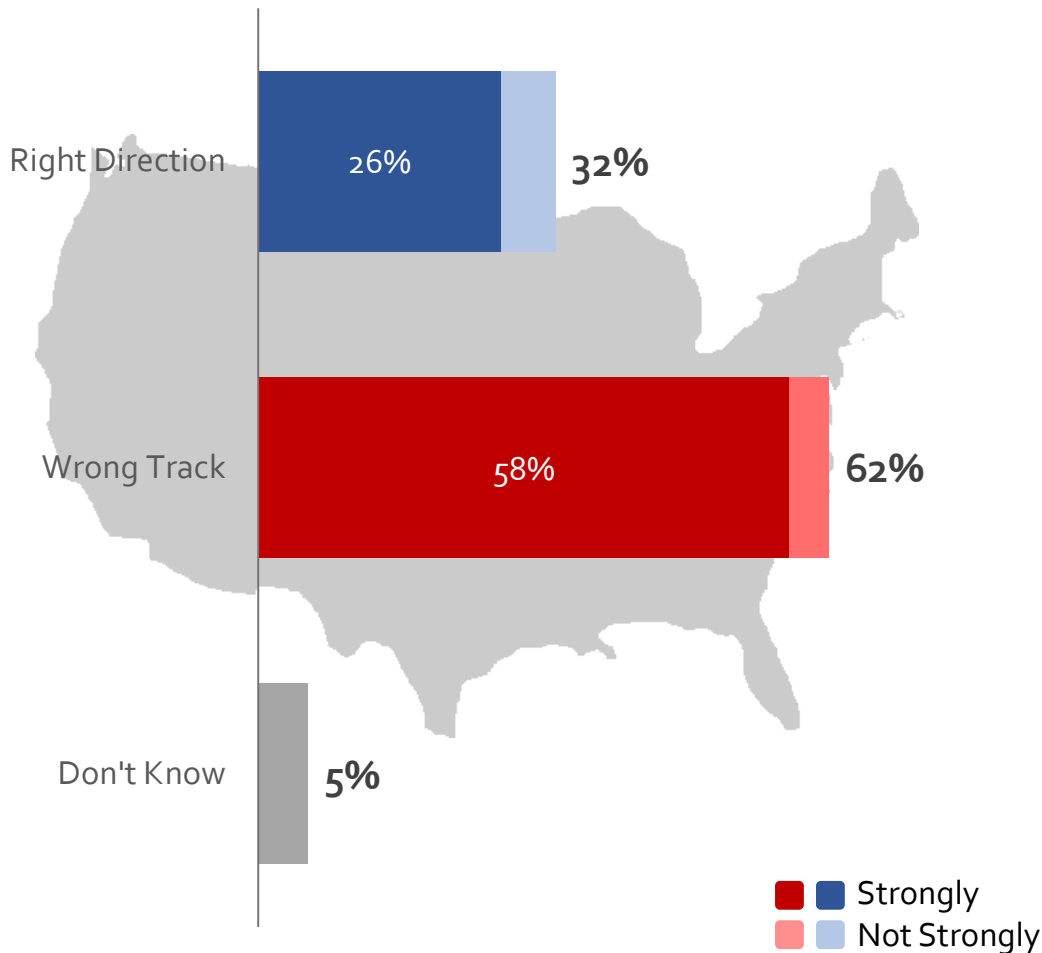
Methodology

- NRDC commissioned American Viewpoint to conduct a survey of likely General Election midterm voters nationwide to understand attitudes and opinions on several proposed changes to the budget and other environmental issues.
- Interviews were conducted June 28-July 2, 2017.
- The margin of error for the full sample (n=1000) is +/- 3.1% at the 95% confidence level. The margin of error among sub-groups is greater.
- Approximately 40% of interviews were conducted with a cell phone sample of those who cannot be reached on a landline.
- Respondents were asked for by name, and in the event that was not the correct person, the member of the called household was surveyed instead. There was an 86% match to the file.

National Sentiment

DIRECTION OF COUNTRY

A strong majority, 62%, believe the country is strongly off on the wrong track. Among those who see the country off on the wrong track, 82% oppose reducing EPA funding and 81% oppose reducing funding for climate change research. Republicans have a more positive outlook on the direction of the country.

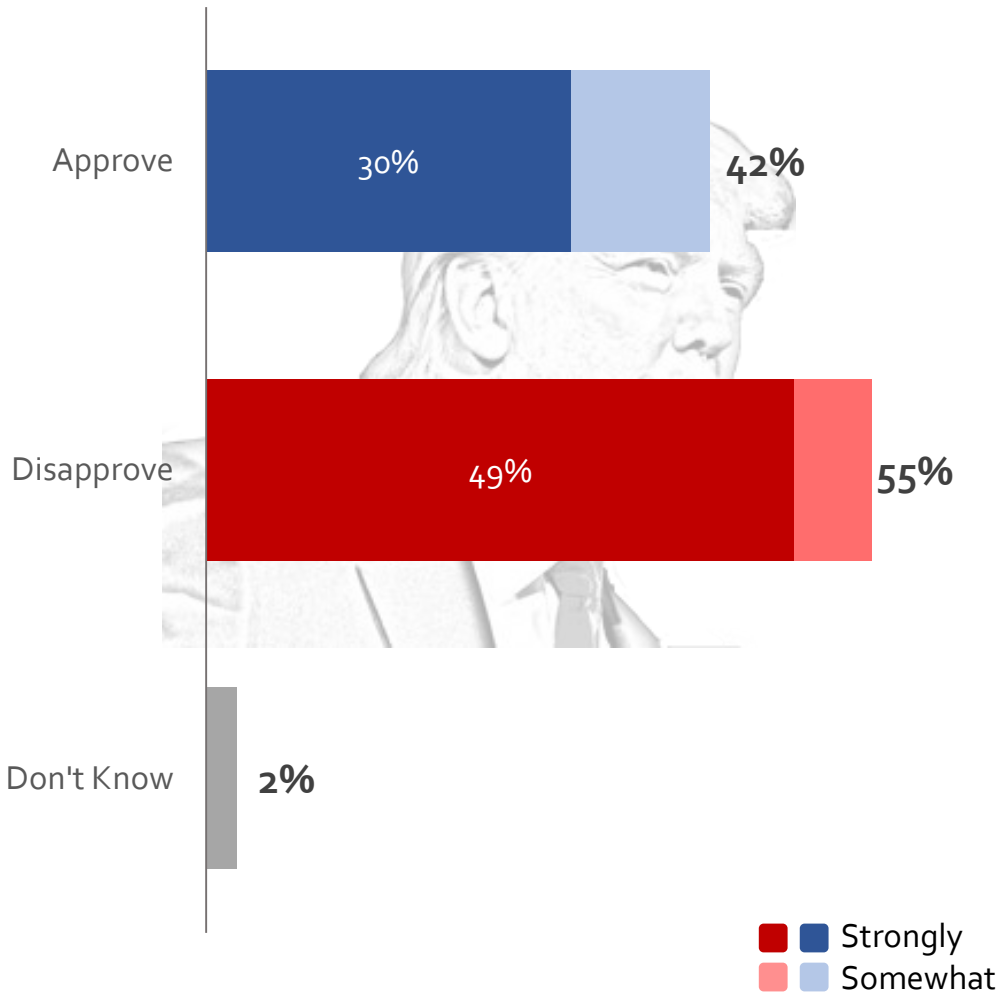


	Right Direction	Wrong Track	Strongly Wrong Track
Total	32%	62%	58%
Men 18-39	30%	64%	55%
Men 40-59	36%	62%	61%
Men 60+	42%	50%	43%
Women 18-39	18%	77%	73%
Women 40-59	31%	62%	59%
Women 60+	30%	63%	61%
White	38%	56%	53%
African Amer.	10%	83%	78%
Latino	13%	79%	73%
Republican	65%	28%	23%
Independent	30%	64%	59%
Democrat	6%	90%	87%
Ind. Men	32%	63%	56%
Ind. Women	26%	66%	62%
Liberal	6%	92%	90%
Moderate	21%	73%	67%
Somewhat Cons.	51%	39%	34%
Very Conservative	70%	23%	20%
No College Degree	32%	61%	56%
College Degree	32%	64%	60%
Voted 2016 Not 2014	28%	65%	59%
Voted 2016 And 2014	34%	60%	56%

Do you feel that things in this country are generally going in the right direction or do you feel things have gotten off on the wrong track?

PRESIDENT TRUMP JOB APPROVAL

There's a significant gender gap with Trump's approval rating. While men are nearly 1:1 (47% approve-49% disapprove), Trump has a -23% net disapproval rating with women (37%-60%). He still remains strong with his base of Republicans and very conservatives.

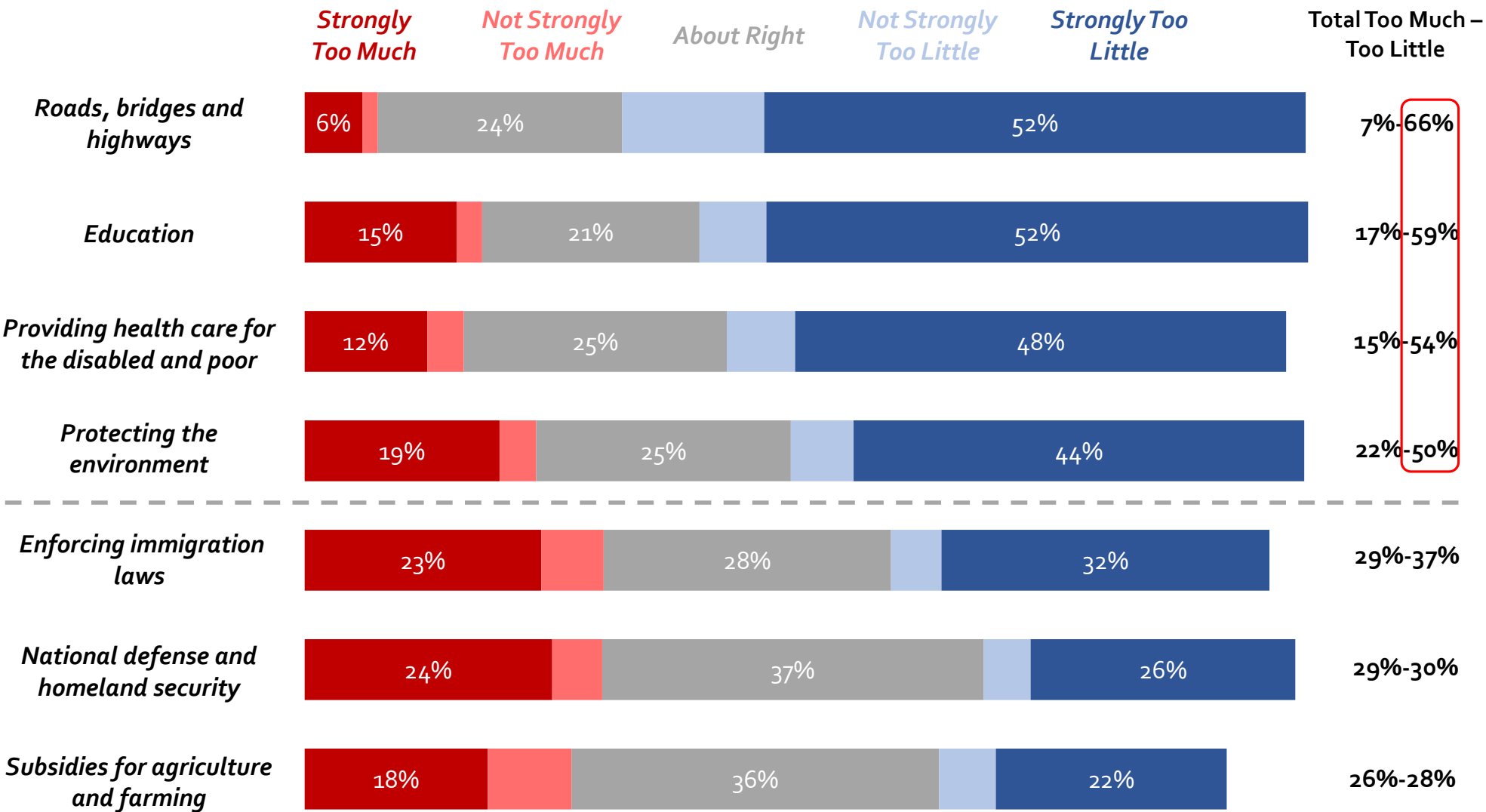


	Approve	Disapprove	Strongly Approve	Strongly Disapprove
Total	42%	55%	30%	49%
Men 18-39	39%	53%	26%	44%
Men 40-59	46%	50%	33%	45%
Men 60+	53%	46%	40%	38%
Women 18-39	22%	74%	15%	62%
Women 40-59	36%	61%	24%	55%
Women 60+	42%	55%	33%	52%
White	49%	48%	36%	42%
African Amer.	14%	83%	4%	78%
Latino	22%	78%	16%	66%
Republican	84%	13%	62%	7%
Independent	41%	56%	29%	47%
Democrat	6%	92%	4%	89%
Ind. Men	44%	52%	30%	43%
Ind. Women	36%	62%	27%	53%
Liberal	7%	92%	4%	89%
Moderate	27%	70%	18%	59%
Somewhat Cons.	70%	24%	48%	17%
Very Conservative	89%	10%	71%	7%
No College Degree	45%	52%	33%	45%
College Degree	38%	59%	27%	53%
Voted 2016 Not 2014	39%	58%	26%	50%
Voted 2016 And 2014	43%	53%	32%	48%

Budget Measurements

GOVERNMENT SPENDING – RANKED BY TOO LITTLE

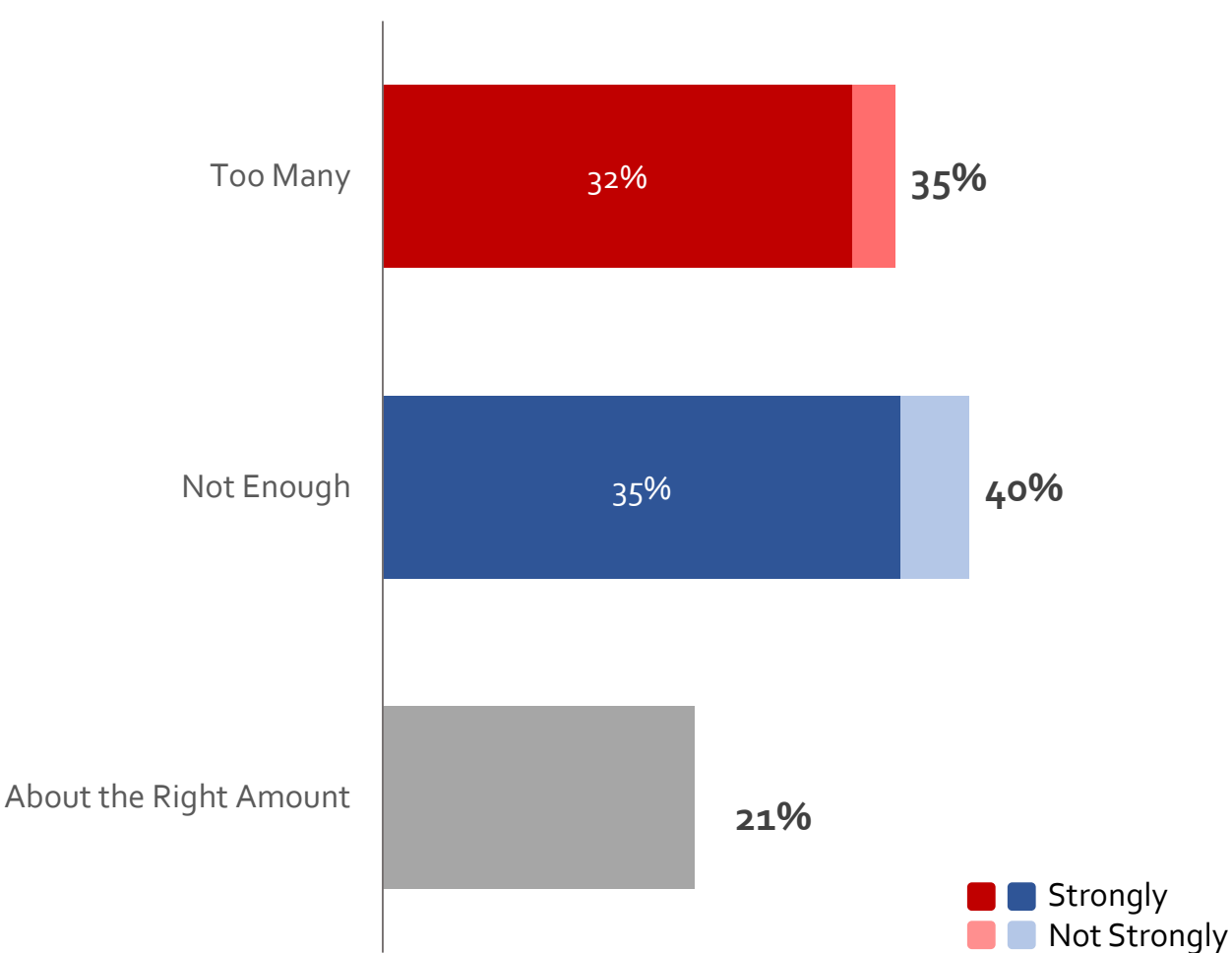
There's a distinct line between which areas of policy are receiving too little funding and policies receiving too much. Roads, bridges and highways, education, providing health care to the disabled and poor, and protecting the environment all receive over 50% saying they believe the government spends too little on each, with intensity very strong on transportation and education.



I would now like to read you several areas in the Federal budget and have you tell me if you think the Federal government generally spends too much, too little or about the right amount on each..

REGULATIONS ON PROTECTING THE ENVIRONMENT

A plurality believe that there are not enough regulations on businesses that will help protect the environment. There is a significant gender gap among Independents. Those who participated in both 2016 & 2014 elections are more split than those who participated in the 2016 election but not 2014. Republicans and conservatives are most likely to be anti-regulation.

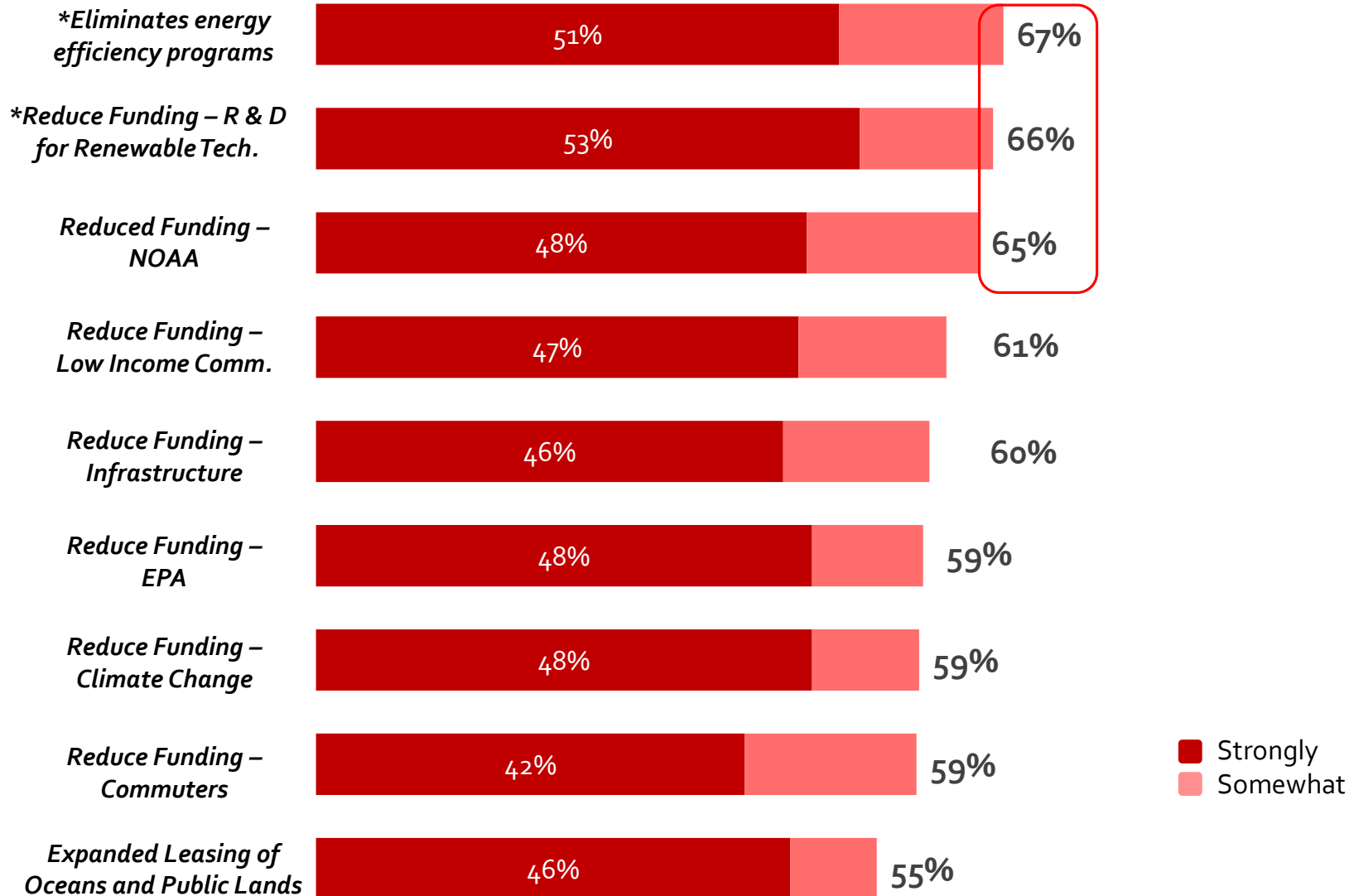


	Too Many	Not Enough	About Right
Total	35%	40%	21%
Men 18-39	35%	46%	17%
Men 40-59	45%	32%	21%
Men 60+	50%	23%	24%
Women 18-39	15%	58%	18%
Women 40-59	27%	41%	27%
Women 60+	29%	46%	18%
White	41%	34%	22%
African Amer.	10%	58%	25%
Latino	17%	66%	13%
Republican	67%	11%	19%
Independent	34%	39%	22%
Democrat	6%	68%	21%
Ind. Men	41%	33%	23%
Ind. Women	26%	45%	21%
Liberal	5%	70%	21%
Moderate	23%	46%	25%
Somewhat Cons.	53%	22%	21%
Very Conservative	80%	8%	11%
No College Degree	34%	40%	22%
College Degree	36%	40%	20%
Voted 2016 Not 2014	28%	45%	22%
Voted 2016 And 2014	38%	37%	21%

Do you think that the Federal government generally has too many, not enough or about the right amount of regulations on businesses meant to protect the environment?

INITIAL OPINION SUMMARY – RANKED BY TOTAL OPPOSE

All areas of the projected budget cuts see majority total opposition overall, with opposition highest towards eliminating energy efficiency programs, reducing funding for renewable energy technology and reducing funding for NOAA.



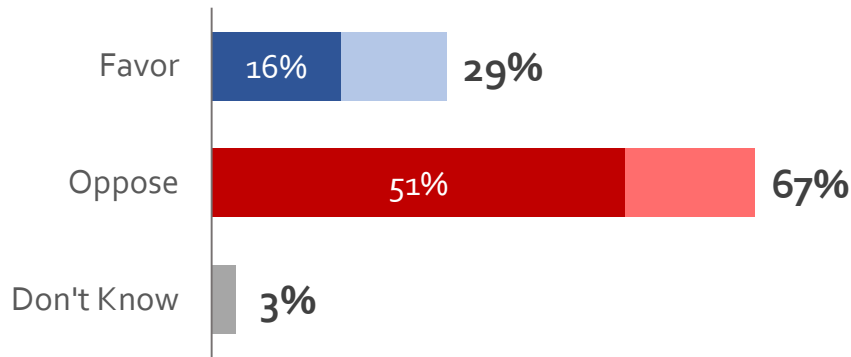
*These results are based on callbacks to n=593 respondents conducted August 5-8, 2017. The margin of error is +/- 4.02% at the 95% confidence level.

ELIMINATE ENERGY EFFICIENT PROGRAMS

Eliminating energy efficiency programs receives high levels of opposition, including after hearing arguments on both sides. Independents oppose eliminating these programs by greater than a two-to-one margin.

Initial

President Trump's budget eliminates programs to help businesses and individuals make energy efficiency improvements such as adding insulation or upgrading heating systems. Do you favor or oppose eliminating these energy efficiency programs?

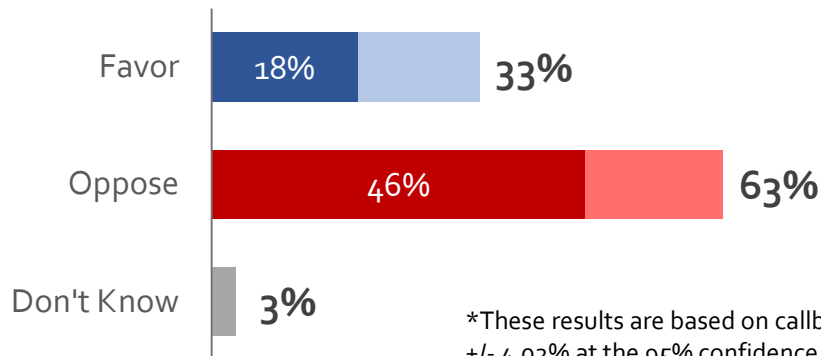


Post-Arguments

Supporters of eliminating these energy efficiency programs say that at a time of record debt taxpayers shouldn't be helping to subsidize businesses and individuals who purchase energy-efficient appliances and equipment.

Opponents of eliminating these energy efficiency programs say that Federal investments have helped make it more affordable for consumers and businesses to optimize their energy use, helping both improve the environment and lower their energy bills.

Knowing this, do you favor or oppose eliminating these energy efficiency programs?



■ Strongly
■ Somewhat

	Initial		Post-Arguments	
	Favor	Oppose	Favor	Oppose
Total	29%	67%	33%	63%
Men 18-39	35%	63%	32%	66%
Men 40-59	38%	57%	46%	54%
Men 60+	32%	66%	38%	57%
Women 18-39	17%	83%	19%	81%
Women 40-59	27%	69%	29%	67%
Women 60+	23%	72%	28%	65%
White	32%	64%	37%	60%
African Amer.	10%	89%	23%	76%
Latino	28%	72%	19%	78%
Republican	54%	40%	57%	39%
Independent	28%	68%	33%	64%
Democrat	8%	91%	13%	84%
Ind. Men	34%	63%	39%	60%
Ind. Women	21%	74%	27%	70%
Liberal	6%	94%	11%	87%
Moderate	23%	74%	22%	77%
Somewhat Cons.	41%	55%	48%	49%
Very Conservative	65%	27%	72%	19%
No College Degree	33%	64%	37%	60%
College Degree	25%	71%	30%	67%
Voted 2016 Not 2014	25%	72%	29%	69%
Voted 2016 And 2014	32%	64%	36%	61%

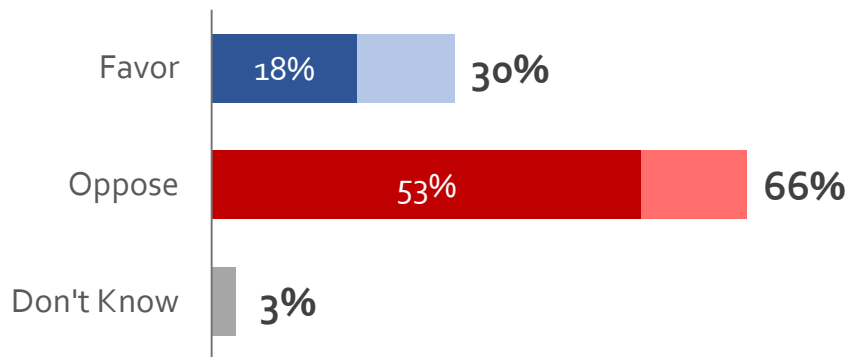
*These results are based on callbacks to n=593 respondents conducted August 5-8, 2017. The margin of error is +/- 4.02% at the 95% confidence level.

REDUCE FUNDING FOR R&D FOR RENEWABLE TECHNOLOGY

Two-thirds of respondents oppose reducing funding for renewable energy R&D, with a large portion of Republicans and somewhat conservative voters opposing it after hearing arguments on both sides.

Initial

President Trump's budget reduces funding for researching and development of renewable energy technologies like wind and solar. Do you favor or oppose reducing this funding for renewable energy?

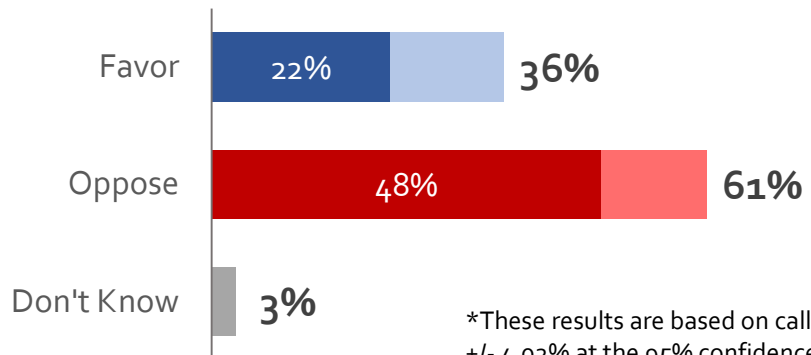


Post-Arguments

Supporters of eliminating these renewable energy programs say that at a time of record debt, taxpayers shouldn't be supporting new energy research and development when the private sector can lead this effort.

Opponents of eliminating these renewable energy programs say that Federal investments have helped make it more affordable for consumers and businesses to secure renewable energy, helping to create one of the fastest-growing energy sectors in terms of new jobs and reducing air pollution.

Knowing this, do you favor or oppose reducing this funding for renewable energy?



■ ■ Strongly
■ ■ Somewhat

	Initial		Post-Arguments	
	Favor	Oppose	Favor	Oppose
Total	30%	66%	36%	61%
Men 18-39	36%	63%	39%	60%
Men 40-59	39%	59%	43%	56%
Men 60+	38%	59%	45%	52%
Women 18-39	12%	88%	17%	83%
Women 40-59	27%	70%	32%	64%
Women 60+	25%	70%	31%	62%
White	34%	63%	40%	57%
African Amer.	14%	84%	21%	76%
Latino	20%	80%	17%	83%
Republican	54%	40%	59%	34%
Independent	31%	66%	38%	60%
Democrat	9%	89%	13%	85%
Ind. Men	40%	58%	41%	57%
Ind. Women	21%	76%	34%	64%
Liberal	7%	93%	10%	89%
Moderate	19%	79%	23%	75%
Somewhat Cons.	49%	48%	57%	41%
Very Conservative	68%	25%	76%	18%
No College Degree	34%	62%	39%	57%
College Degree	26%	72%	32%	65%
Voted 2016 Not 2014	27%	71%	30%	67%
Voted 2016 And 2014	32%	64%	38%	58%

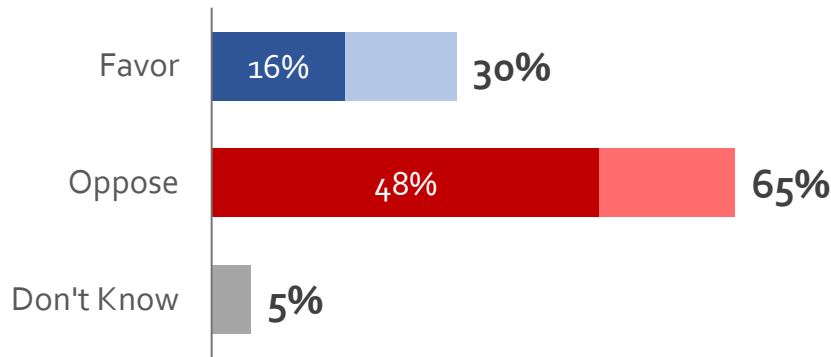
*These results are based on callbacks to n=593 respondents conducted August 5-8, 2017. The margin of error is +/- 4.02% at the 95% confidence level.

REDUCED NOAA FUNDING

Reducing funding for NOAA sees the greatest opposition overall, initially and after the arguments. While opposition drops slightly after the explanation, more than 6 in 10 respondents continue to oppose these cuts, including 40% of Republicans.

Initial

President Trump's budget proposes reducing funding for NOAA, the National Oceanic and Atmospheric Administration. This agency provides forecasts and early warnings for natural disasters, programs to defend coastal communities from storm damage, and protects our fish and wildlife. Do you favor or oppose this change?

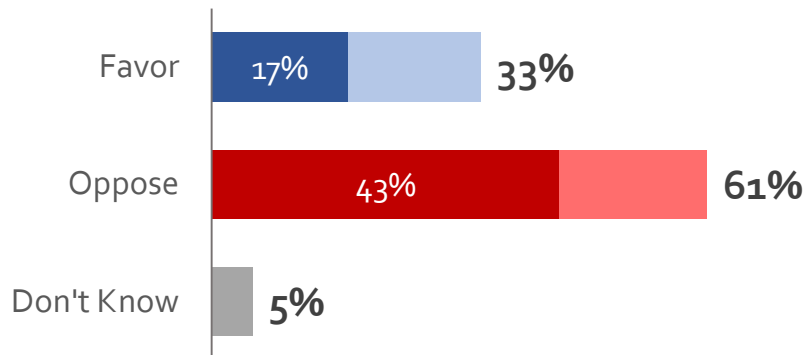


Post-Arguments

Supporters of reducing funding for NOAA say that the federal government can't continue footing such a large bill for this agency. Taxpayers in the Heartland shouldn't be forced to pay for programs that only benefit the coasts.

Opponents of reducing funding say that earlier warnings for natural disasters, buffering homes and businesses from storms, and protecting fish and wildlife are critical services that keep Americans safe and our economy strong.

Knowing this, do you favor or oppose this change?



	Initial		Post-Arguments	
	Favor	Oppose	Favor	Oppose
Total	30%	65%	33%	61%
Men 18-39	30%	68%	36%	61%
Men 40-59	33%	63%	36%	59%
Men 60+	42%	55%	42%	53%
Women 18-39	24%	72%	20%	76%
Women 40-59	25%	68%	29%	67%
Women 60+	26%	65%	31%	58%
White	32%	62%	37%	58%
African Amer.	17%	82%	21%	75%
Latino	28%	70%	21%	74%
Republican	50%	42%	54%	40%
Independent	29%	66%	33%	60%
Democrat	14%	83%	14%	81%
Ind. Men	32%	64%	39%	56%
Ind. Women	24%	69%	27%	65%
Liberal	11%	88%	10%	87%
Moderate	24%	71%	27%	69%
Somewhat Cons.	43%	50%	48%	43%
Very Conservative	56%	35%	62%	29%
No College Degree	31%	63%	35%	58%
College Degree	29%	66%	31%	64%
Voted 2016 Not 2014	29%	66%	32%	64%
Voted 2016 And 2014	31%	63%	33%	60%

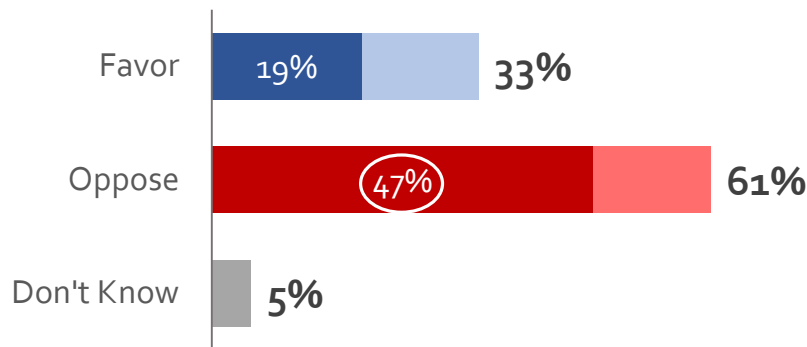
■ Strongly
■ Somewhat

REDUCED FUNDING TO LIMIT POLLUTION IN LOW-INCOME COMMUNITIES

Funding efforts to eliminate pollution in low income and minority communities is an important part of the budget that respondents do not want to see reduced. Intensity nears 50% on both the initial and post-argument measurements. Independents, especially Independent women, are a key ally. Non-white respondents are overwhelmingly opposed to this.

Initial

President Trump's budget proposes reducing funding for programs that focus on eliminating pollution in low income and minority communities. Do you favor or oppose this change?

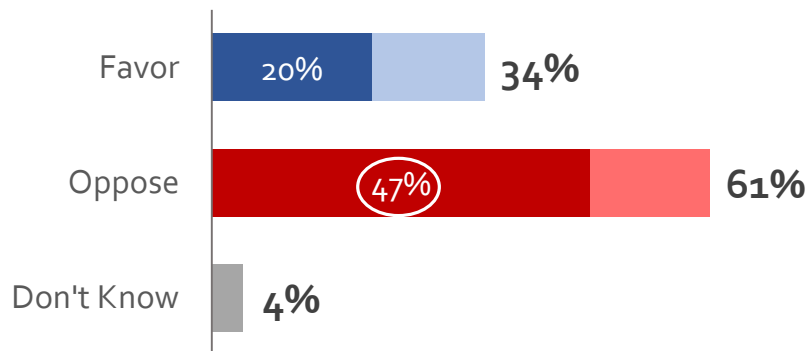


Post-Arguments

Supporters of reducing funding for these programs say that we all have an equal right to clean air and safe water. The Federal government shouldn't prioritize the safety of any one specific group and should set priorities based on the threats, not by race and income.

Opponents of reducing funding for programs to protect low-income and minority communities from pollution say that more enforcement and pollution reduction programs are needed because families in these communities are consistently exposed to more health-threatening air and water pollution than other places.

Knowing this, do you favor or oppose the elimination of funding to these programs?



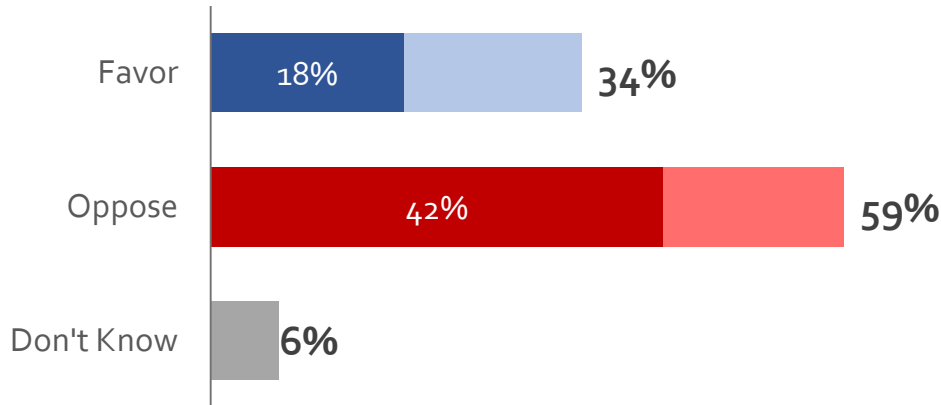
	Initial		Post-Arguments	
	Favor	Oppose	Favor	Oppose
Total	33%	61%	34%	61%
Men 18-39	40%	57%	34%	64%
Men 40-59	38%	56%	40%	55%
Men 60+	41%	53%	45%	50%
Women 18-39	18%	82%	23%	76%
Women 40-59	28%	67%	27%	69%
Women 60+	29%	62%	30%	62%
White	39%	55%	39%	56%
African Amer.	12%	88%	15%	83%
Latino	17%	80%	19%	79%
Republican	65%	27%	63%	31%
Independent	31%	63%	33%	62%
Democrat	8%	90%	9%	88%
Ind. Men	37%	57%	37%	58%
Ind. Women	24%	69%	27%	68%
Liberal	8%	90%	10%	87%
Moderate	24%	72%	26%	71%
Somewhat Cons.	48%	44%	47%	46%
Very Conservative	69%	22%	68%	25%
No College Degree	35%	60%	35%	60%
College Degree	31%	63%	32%	63%
Voted 2016 Not 2014	27%	68%	30%	66%
Voted 2016 And 2014	36%	58%	36%	59%

■ Strongly
■ Somewhat

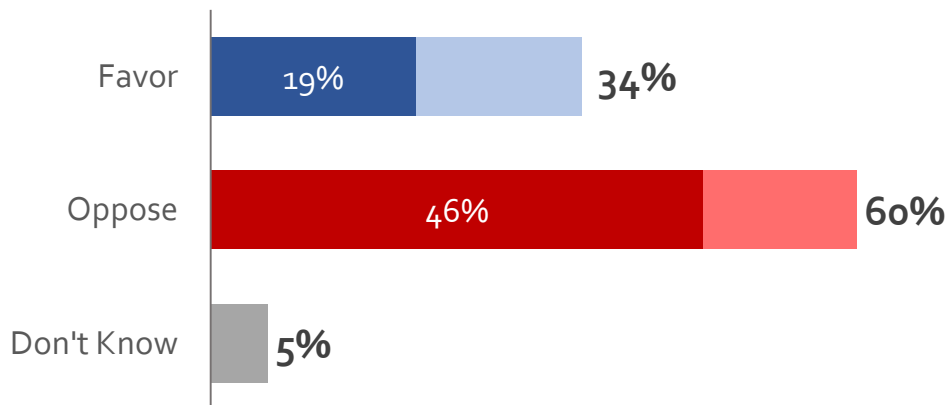
CUTTING COMMUTER RAIL/INVESTMENT IN INFRASTRUCTURE

As seen with the general funding question on roads, bridges and highways, cutting funding on commuter and transit as well as cutting infrastructure of airports and the like sees strong opposition among nearly all subgroups except Republicans and conservatives.

President Trump's budget proposes reducing Federal funding for **commuter rail and rapid transit lines**. Do you favor or oppose this change to public transportation funding?



President Trump's budget reduces **public investment in infrastructure** like airports, bridges and highways, and establishes incentives for state and local governments to sell those assets to private companies. Do you favor or oppose this change to infrastructure spending and private control of public assets?



	Commuter		Infrastructure	
	Favor	Oppose	Favor	Oppose
Total	34%	59%	34%	60%
Men 18-39	41%	58%	41%	57%
Men 40-59	40%	56%	37%	58%
Men 60+	39%	53%	42%	52%
Women 18-39	24%	65%	27%	69%
Women 40-59	28%	64%	27%	67%
Women 60+	32%	59%	32%	59%
White	38%	54%	39%	55%
African Amer.	17%	77%	15%	82%
Latino	27%	66%	22%	77%
Republican	61%	31%	65%	28%
Independent	34%	58%	31%	63%
Democrat	12%	84%	12%	85%
Ind. Men	38%	54%	35%	61%
Ind. Women	28%	62%	25%	66%
Liberal	9%	87%	8%	90%
Moderate	25%	69%	26%	69%
Somewhat Cons.	50%	41%	52%	40%
Very Conservative	72%	19%	67%	25%
No College Degree	37%	55%	34%	60%
College Degree	32%	62%	35%	60%
Voted 2016 Not 2014	34%	59%	32%	61%
Voted 2016 And 2014	35%	58%	36%	58%

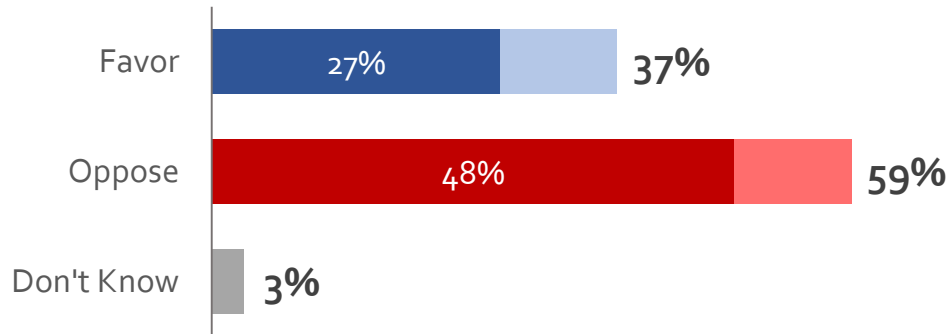
■ Strongly
■ Somewhat

REDUCED FUNDING FOR THE EPA

When speaking generally about reducing funding for the EPA, there is a majority who oppose these cuts on both the initial and post-argument measurements both overall and among Independents.

Initial

President Trump's budget proposes reducing funding for the Environmental Protection Agency. Do you favor or oppose this change?

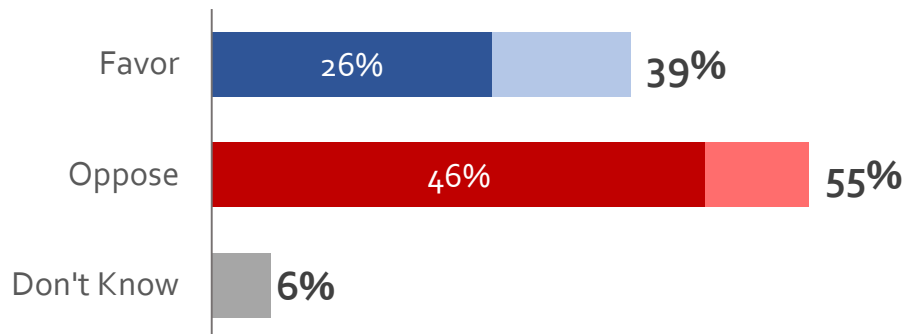


Post-Arguments

Supporters of reducing funding for the EPA say that Obama-era environmental regulations have put American companies at a disadvantage to the rest of the world. With these burdensome regulations being rolled back, the EPA doesn't need as much money to fund enforcement.

Opponents of reducing funding for the EPA say that the agency plays a vital role in enforcing safeguards that protect our air and water. These cuts to the EPA will jeopardize enforcement and make it harder to make sure that the air and water our families need is clean and healthy.

Knowing this, do you favor or oppose this change?



	Initial		Post-Arguments	
	Favor	Oppose	Favor	Oppose
Total	37%	59%	39%	55%
Men 18-39	40%	56%	41%	55%
Men 40-59	42%	56%	41%	56%
Men 60+	53%	47%	48%	46%
Women 18-39	22%	76%	26%	72%
Women 40-59	29%	67%	38%	58%
Women 60+	35%	60%	34%	53%
White	44%	52%	43%	50%
African Amer.	9%	89%	17%	80%
Latino	22%	77%	28%	68%
Republican	73%	22%	69%	23%
Independent	37%	60%	38%	57%
Democrat	6%	92%	12%	84%
Ind. Men	44%	55%	43%	54%
Ind. Women	30%	66%	32%	59%
Liberal	9%	91%	10%	87%
Moderate	24%	72%	31%	64%
Somewhat Cons.	58%	37%	55%	38%
Very Conservative	82%	13%	75%	15%
No College Degree	39%	56%	39%	53%
College Degree	36%	62%	38%	57%
Voted 2016 Not 2014	30%	66%	34%	61%
Voted 2016 And 2014	41%	55%	41%	52%

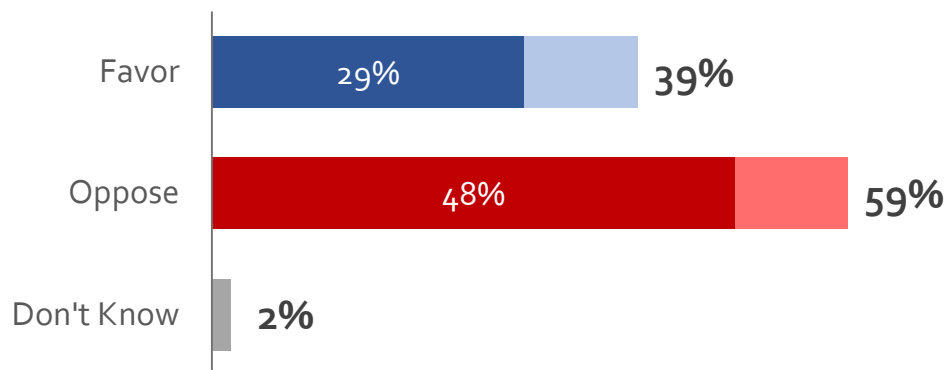
■ Strongly
■ Somewhat

REDUCED FUNDING TO ADDRESS CLIMATE CHANGE

Opposition to reducing funding for researching climate change drops after hearing supporting and opposing arguments. The groups that shift most include middle-aged men, African Americans, those without a college degree and Independent women.

Initial

President Trump's budget proposes reduces funding for researching solutions to address climate change. Do you favor or oppose this change?

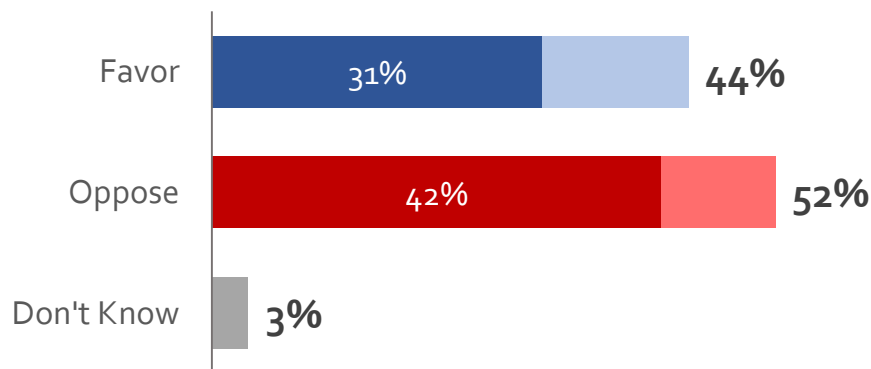


Post-Arguments

Supporters of reducing funding for climate change research say that with record deficits, it's time for Congress to tighten their belts just like families have to do and that the country faces bigger problems and more important priorities.

Opponents of reducing funding for climate change solutions say that failing to address climate change puts current and future generations at risk, and that clean energy investments will reduce pollution and create jobs.

Knowing this, do you favor or oppose this change?



	Initial		Post-Arguments	
	Favor	Oppose	Favor	Oppose
Total	39%	59%	44%	52%
Men 18-39	41%	57%	41%	58%
Men 40-59	43%	56%	51%	48%
Men 60+	47%	53%	55%	42%
Women 18-39	25%	74%	34%	63%
Women 40-59	39%	60%	41%	55%
Women 60+	36%	59%	39%	53%
White	45%	53%	49%	48%
African Amer.	12%	85%	24%	72%
Latino	30%	70%	34%	64%
Republican	77%	21%	73%	24%
Independent	38%	60%	43%	53%
Democrat	8%	90%	18%	79%
Ind. Men	42%	57%	45%	53%
Ind. Women	34%	65%	41%	54%
Liberal	6%	94%	14%	86%
Moderate	28%	69%	35%	61%
Somewhat Cons.	61%	38%	65%	31%
Very Conservative	83%	15%	80%	15%
No College Degree	41%	56%	47%	48%
College Degree	37%	62%	41%	56%
Voted 2016 Not 2014	36%	62%	42%	54%
Voted 2016 And 2014	42%	56%	45%	51%

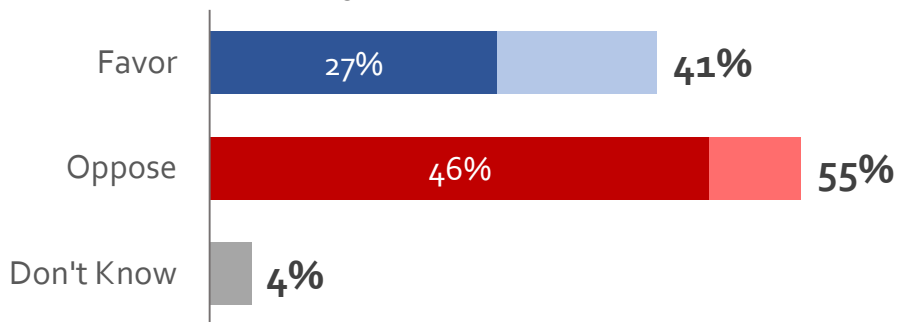
■ Strongly
■ Somewhat

EXPANDED LEASING OF OCEANS AND PUBLIC LANDS

Expanded leasing of oceans and public land for drilling and fracking is opposed initially and after the arguments, with strong intensity. Women (35% favor – 59% oppose) are far more opposed than men (49%-49%). This is clearly a partisan issue as well.

Initial

President Trump's budget proposes the leasing of some public lands and oceans to private companies to expand drilling and fracking for oil, coal, and natural gas. Do you favor or oppose this leasing of some public lands for oil and gas extraction?

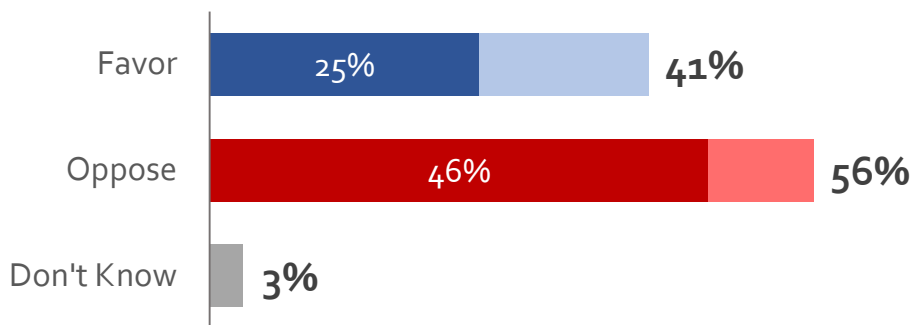


Post-Arguments

Supporters of leasing some public lands to private companies for oil and gas extraction say that we must take advantage of all of the resources available and that opening up drilling and fracking in these areas will create tens of thousands of jobs, reduce gas and home heating prices and reduce America's dependence on foreign oil from companies that don't have our interests in mind.

Opponents of leasing some public lands for oil, coal, and gas extraction say that America's national landmarks, parks and shorelines should be preserved. We have many decades worth of fossil fuels already available and we must make smarter energy choices by investing in renewable energy that are clean and provide good, domestic jobs.

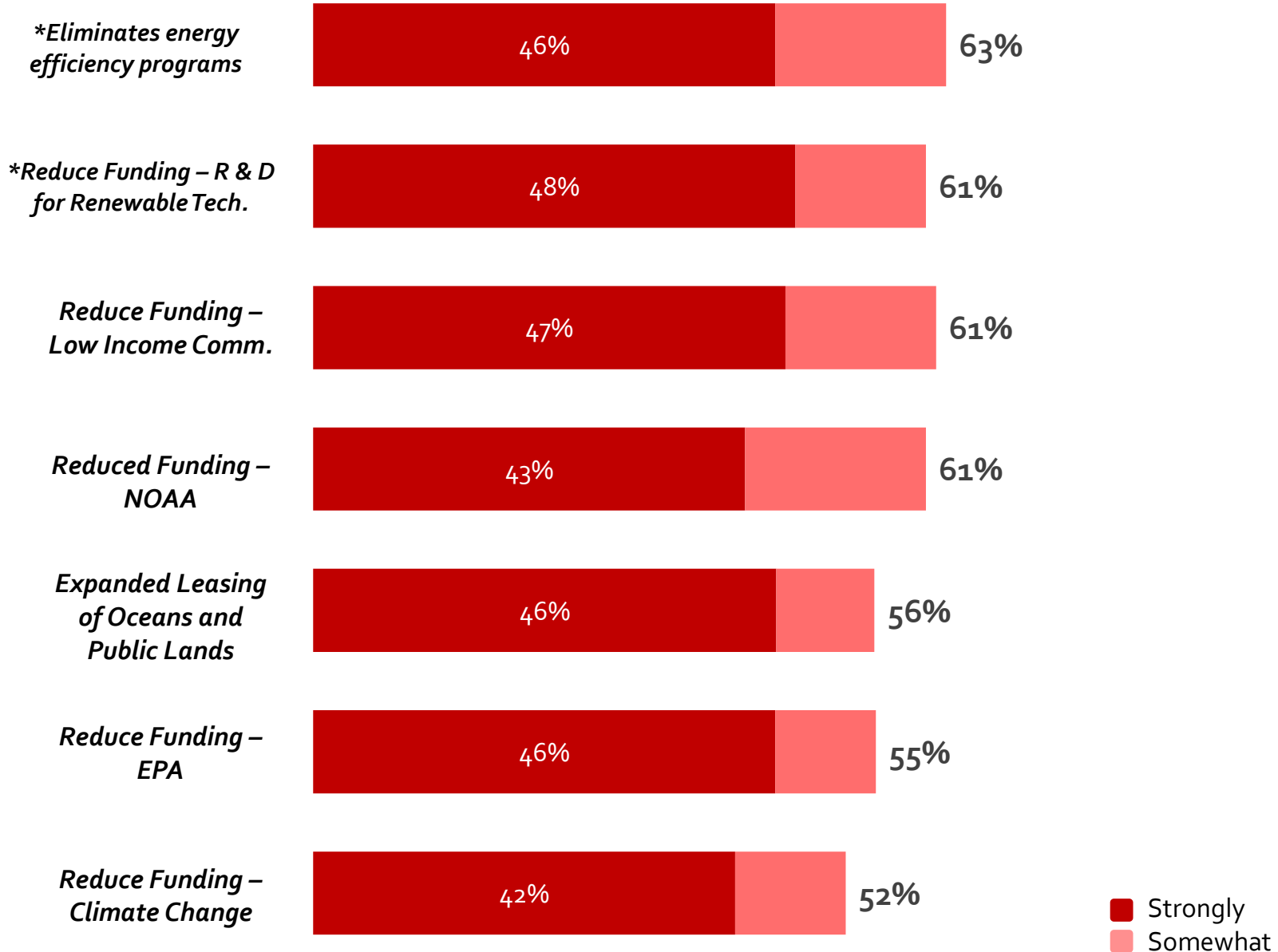
Knowing this, do you favor or oppose this sale of some public lands to private companies for oil and gas extraction?



	Initial		Post-Arguments	
	Favor	Oppose	Favor	Oppose
Total	41%	55%	41%	56%
Men 18-39	43%	56%	38%	57%
Men 40-59	48%	49%	46%	53%
Men 60+	53%	45%	48%	49%
Women 18-39	24%	72%	29%	68%
Women 40-59	32%	61%	38%	59%
Women 60+	40%	54%	39%	56%
White	48%	49%	46%	51%
African Amer.	17%	77%	21%	75%
Latino	28%	70%	34%	63%
Republican	79%	18%	76%	23%
Independent	38%	56%	36%	58%
Democrat	12%	86%	16%	82%
Ind. Men	46%	52%	39%	57%
Ind. Women	29%	62%	31%	60%
Liberal	9%	90%	11%	88%
Moderate	32%	63%	32%	65%
Somewhat Cons.	62%	33%	62%	35%
Very Conservative	85%	13%	78%	16%
No College Degree	44%	52%	44%	53%
College Degree	39%	57%	37%	59%
Voted 2016 Not 2014	38%	57%	38%	58%
Voted 2016 And 2014	43%	53%	41%	55%

■ Strongly
■ Somewhat

POST-ARGUMENTS OPINION SUMMARY – RANKED BY TOTAL OPPOSE



*These results are based on callbacks to n=593 respondents conducted August 5-8, 2017. The margin of error is +/- 4.02% at the 95% confidence level.

Contact Information

For more information, please feel free to contact Randall Gutermuth at:

American Viewpoint
1199 N. Fairfax St, Suite 808
Alexandria, VA 22314
(703) 684-3325

rgutermuth@amview.com